


SH PLATE LOADED SERIES

SH021 - SQUAT



PRODUCT OVERVIEW

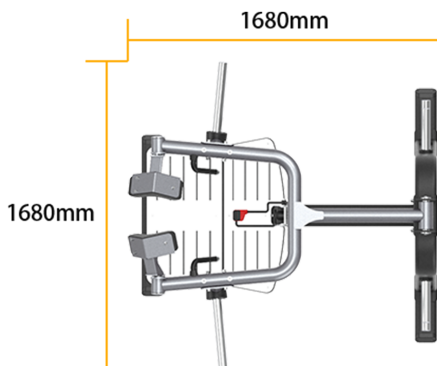
The SH021 is a premium plate-loaded strength machine designed specifically for lower body training. With a modern aesthetic and solid construction, it is ideal for large commercial gyms and high-end personal training studios. The dual-angle adaptive shoulder pads feature an innovative inward tilt that conforms to the natural curve of the shoulders and back, providing comfortable and stable support while reducing pressure during heavy lifts. The smooth resistance path minimizes lower back strain and enhances the overall training experience.

Ergonomically angled extended handles ensure a comfortable grip with reduced wrist pressure. The two-level safety hook system allows for quick adjustment based on user height, improving both safety and usability. The dual-angle oversized anti-slip foot platform accommodates a variety of foot positions and stances, effectively targeting the quadriceps, glutes, and other major lower body muscle groups to meet diverse training goals.

SPECIFICATIONS & KEY FEATURES

Specifications

Dimension:	1680*1680*1604mm
Net Weight:	167kg
Max Load Capacity:	300kg[2x150kg]
Main Frame Tubing:	PT60x120x2.5
Standard Color Scheme:	SH Series standard color scheme



Product Features



Dual-Angle Adaptive Shoulder Pads

Innovative inward design conforms to shoulder and back contours, relieving pressure and ensuring stable, comfortable support.



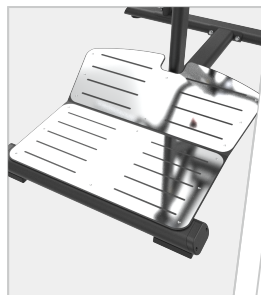
Ergonomic Support Handles

Natural grip angles reduce wrist strain and improve control during training.



Two-Level Safety Hook Adjustment

Easily adapts to users of different heights, enhancing training safety and efficiency.



Dual-Angle Oversized Foot Platform

Supports a wide range of stances and foot placements, enabling comprehensive lower body muscle activation.